

CUSTOM PRODUCT BY CATERPILLAR

THUMB

226-1813, 226-2775, 226-2829, 226-2835, 226-2889, 226-2918, 226-5048, 226-5050, 226-5052,
229-8403, 229-8407, 292-3123, 292-3124, 305-3135, 305-4559, 305-4560, 305-4561, 305-4562
308-5680, 313-9297

PARTS MANUAL



Product and Dealer Information

Note: For product identification plate locations, see the section “Product Identification Information” in the Operation and maintenance manual.

Delivery Date: _____

Product Information

Model: _____

Product Identification: _____

Engine Serial Number: _____

Generator Serial Number: _____

Attachment Serial Numbers: _____

Attachment Information: _____

Customer Equipment Number: _____

Dealer Equipment Number: _____

Dealer Information

Name: _____

Branch: _____

Address: _____

Dealer Contact

Phone Number

Hours

Sales: _____

Parts: _____

Service: _____

Attachment Identification

Caterpillar Work Tools products are identified with SERIAL NUMBERS, MODEL NUMBERS AND REFERENCE NUMBERS. These numbers are assigned to the product and completing components for the product (i.e. - lines groups, mounting brackets, etc. These numbers are shown on the SERIAL NUMBER plate.

Caterpillar dealers use all these numbers to determine which components were assembled on your product at the factory. This permits accurate identification of replacement part numbers.

Ordering Parts

Quality replacement parts are available from Caterpillar Dealers throughout the world. Their parts inventories are up to date and include parts required to repair or rebuild your Caterpillar work Tools product. When ordering parts, you should specify the quantity, part number, and you should provide attachment reference number, part name, and the serial number, if in doubt about the part number, please provide your Caterpillar dealer with a complete description of the needed item.

How To Use The Parts Book

Caterpillar Work Tools parts books include illustrations of the groups or assemblies which make up the product. These illustrations show the components of the product.

Abbreviations And Symbols

O.D.	Outside diameter
I.D.	Inside diameter
A	Not serviced as a group
B	Use as required
C	Change from previous type
D	Order by the meter
E	Order by the centimeter
F	Not shown
G	Order by the inch
M	Metric part
N	Note below
Y	separate illustration
*	Part available from Caterpillar Work Tools

Ref No.

The numbers shown in this column refer to the numbers shown within the illustration. To identify any item within the illustration, first determine its reference number, then refer to the same number in the Ref. No. column in the bill-of-materials for more information about the part

Part Number

These numbers identify the serviceable parts.

Qty

The quantities shown in this column indicate the total number of that item used in the group or assembly covered by the illustration.

Part Name

Information this column provides is the name of the part as well as additional information such as size, which further aids in the identification of the part.

Indented Parts Names

Within each illustration is a parts list identifying each serviceable part in the illustration. When a part name is indented in this list, it means that the serviceable item is a part of the serviceable item under which it is indented.

NOTE: Continuing improvements and advancements of product design may cause changes to your attachment which may not be included in this publication. Each publication is reviewed and revised, as required, to update and include these changes in later editions.

Whenever a question arises regarding your Caterpillar Work Tools product, or this publication, please consult your Caterpillar dealer for the most current information available.

THUMB

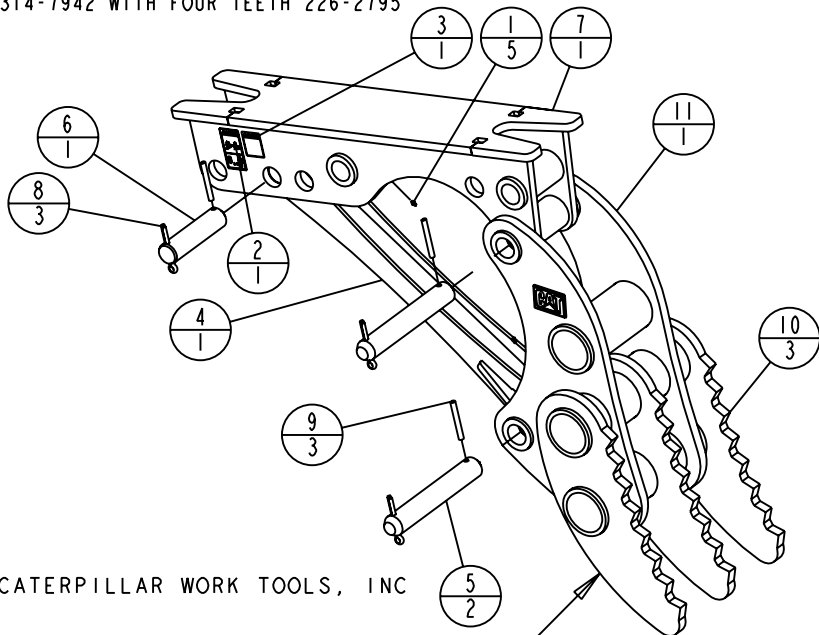
BSC & 325 STIFF LINK THUMB GROUPS

BSC_STIFF_LINK_THUMB_NF 1 of 7

NOTE	GRAPHIC REF	REF NO	PART NUMBER	QTY	PART NAME	SEE PAGE
		1	3B-8489	5	FITTING	
		2	159-8035	1	FILM-WARNING	
		3	159-8036	1	FILM-WARNING	
		4	225-6961	1	LINK AS-STIFF	
		5	225-6962	2	PIN	
		6	225-6963	1	PIN	
		7	235-4485	1	BRACKET AS	
		8	095-0872	3	COTTER	
		9	6Y-2266	3	PIN	
N*		10	SEE NOTE BELOW	3	PLATE-TOOTH	
*		11	SEE NOTE BELOW	1	FRAME AS	

NOTE:

226-1813 THUMB GP WITH FRAME AS 226-1814 WITH FOUR TEETH 226-2795
 226-2775 THUMB GP WITH FRAME AS 226-2778 WITH FOUR TEETH 226-2795
 226-2829 THUMB GP WITH FRAME AS 226-2830 WITH THREE TEETH 226-2795
 226-2835 THUMB GP WITH FRAME AS 226-2836 WITH TWO TEETH 226-2795
 226-2889 THUMB GP WITH FRAME AS 226-2890 WITH TWO TEETH 226-2892
 226-2918 THUMB GP WITH FRAME AS 226-2919 WITH TWO TEETH 226-2892
 226-5048 THUMB GP WITH FRAME AS 226-5049 WITH FOUR TEETH 226-2892
 226-5050 THUMB GP WITH FRAME AS 226-5051 WITH FOUR TEETH 226-2892
 226-5052 THUMB GP WITH FRAME AS 226-5053 WITH THREE TEETH 226-2892
 229-8403 THUMB GP WITH FRAME AS 229-8404 WITH TWO TEETH 226-2892
 229-8407 THUMB GP WITH FRAME AS 229-8405 WITH TWO TEETH 226-2892
 292-3123 THUMB GP WITH FRAME AS 295-5874 WITH TWO TEETH 226-2795
 292-3124 THUMB GP WITH FRAME AS 295-5873 WITH TWO TEETH 226-2795
 305-3135 THUMB GP WITH FRAME AS 306-5745 WITH FIVE TEETH 226-2795
 305-4559 THUMB GP WITH FRAME AS 307-0057 WITH FOUR TEETH 226-2795
 305-4560 THUMB GP WITH FRAME AS 307-0059 WITH TWO TEETH 226-2892
 305-4561 THUMB GP WITH FRAME AS 307-0401 WITH THREE TEETH 226-2795
 305-4562 THUMB GP WITH FRAME AS 307-0402 WITH TWO TEETH 226-2892
 313-9297 THUMB GP WITH FRAME AS 314-7942 WITH FOUR TEETH 226-2795



* = PART AVAILABLE FROM CATERPILLAR WORK TOOLS, INC
 N = NOTE ABOVE

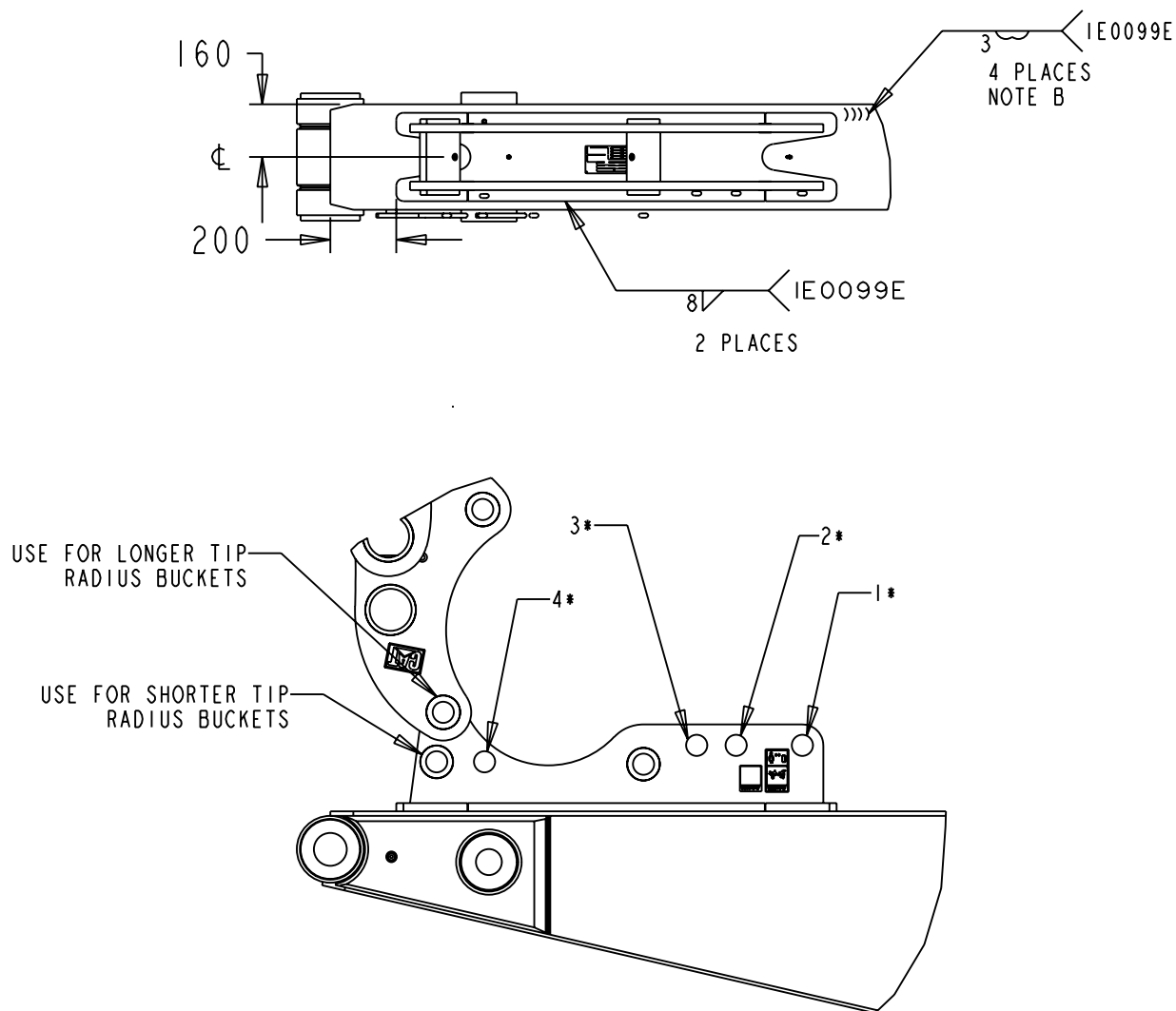
TRIMMING MAY BE REQUIRED WHEN REPLACING
 TEETH. WELD REPLACEMENT TEETH WITH AN 8 MM WELD.

THUMB

BSC & 325 STIFF LINK THUMB GROUPS

BSC_STIFF_LINK_THUMB_NF 2 of 7

INSTALLATION INSTRUCTIONS



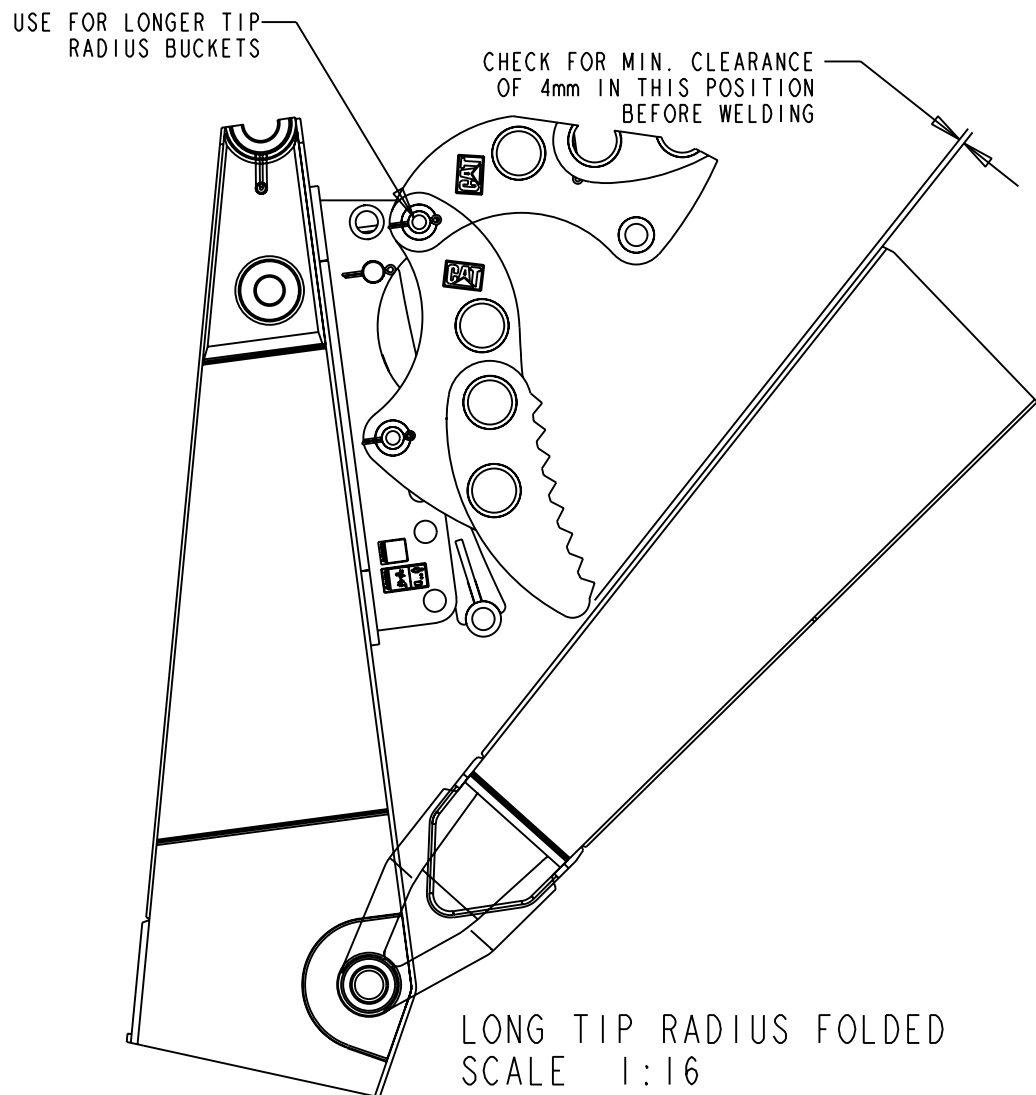
*=HOLE POSITION-SEE CHART
ON PAGE 7.

NOTE B: RUN A CONTINUOUS EXTENSION OF A
ROOT PASS AND FILLET WELD TO A
LENGTH OF 25 TAPERING TO A 3
HEIGHT IN THAT DISTANCE.

THUMB

BSC & 325 STIFF LINK THUMB GROUPS

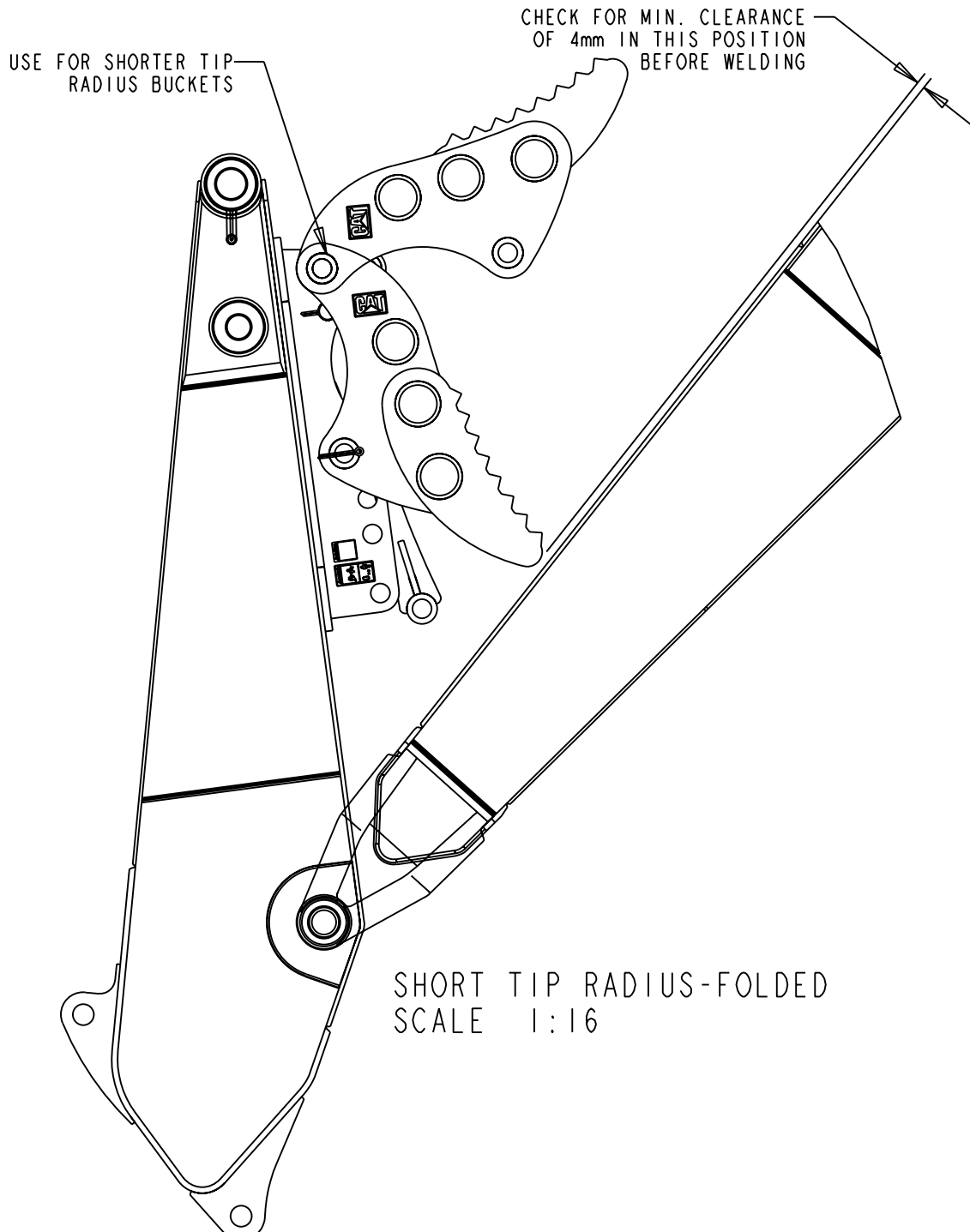
BSC_STIFF_LINK_THUMB_NF 3 of 7



THUMB

BSC & 325 STIFF LINK THUMB GROUPS

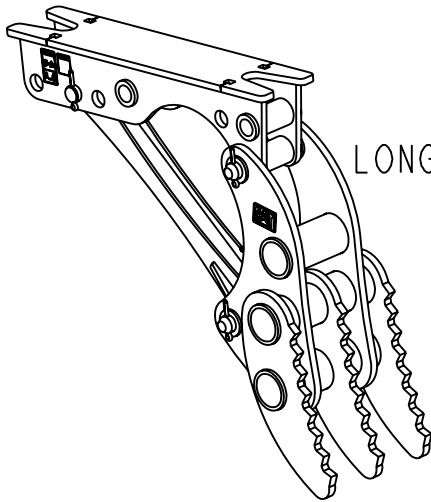
BSC_STIFF_LINK_THUMB_NF 4 of 7



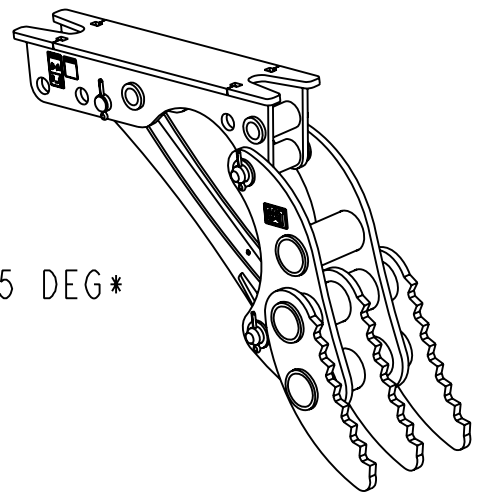
THUMB

BSC & 325 STIFF LINK THUMB GROUPS

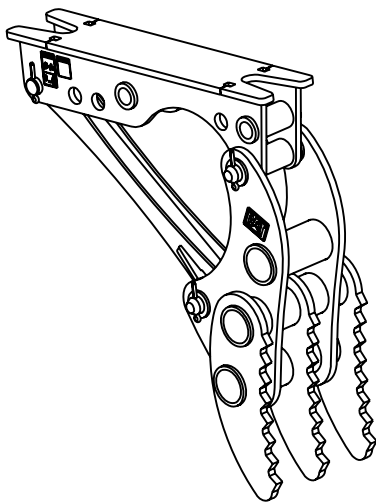
BSC_STIFF_LINK_THUMB_NF 5 of 7



LONG TIP RADIUS-90 DEG



LONG TIP RADIUS-105 DEG*



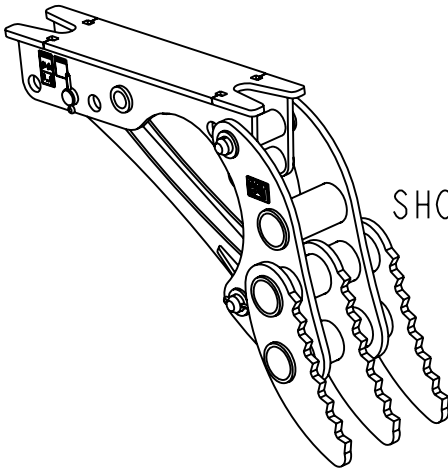
LONG TIP RADIUS-75 DEG*

* NOTE: THUMB MAY GO INSIDE THE BUCKET PROFILE IN THESE OPERATING POSITION.

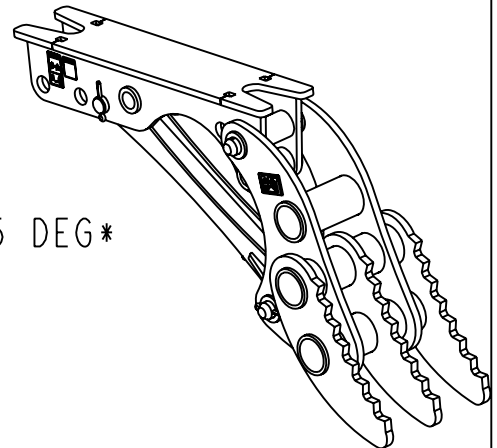
THUMB

BSC & 325 STIFF LINK THUMB GROUPS

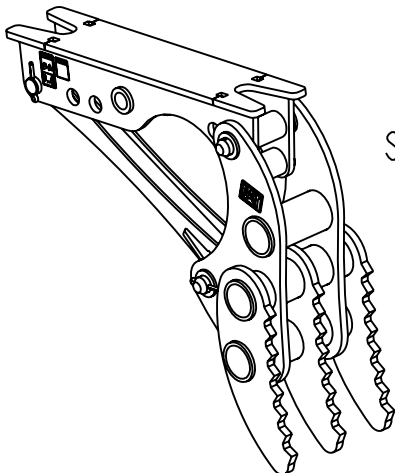
BSC_STIFF_LINK_THUMB_NF 6 of 7



SHORT TIP RADIUS-90 DEG



SHORT TIP RADIUS-105 DEG*



SHORT TIP RADIUS-75 DEG*

* NOTE: THUMB MAY GO INSIDE
THE BUCKET PROFILE IN
THESE OPERATING POSITION.

THUMB

BSC & 325 STIFF LINK THUMB GROUPS

BSC_STIFF_LINK_THUMB_NF 7 of 7

POSITION FOR D LINKS:	HOLES # (SEE SHT 1 FOR LOCATIONS)
LONG TIP RADIUS-75 DEG	#2 W/ LONG TIP RAD. HOLE
LONG TIP RADIUS-90 DEG	#3 W/ LONG TIP RAD. HOLE
LONG TIP RADIUS-105 DEG	#4 W/ LONG TIP RAD. HOLE
SHORT TIP RADIUS-75 DEG	#1 W/ SHORT TIP RAD. HOLE
SHORT TIP RADIUS-90 DEG	#2 W/ SHORT TIP RAD. HOLE
SHORT TIP RADIUS-105 DEG	#3 W/ SHORT TIP RAD. HOLE
FOLD POSITION-LONG TIP RAD.	#5 & #2-PIN LINK IN #5
FOLD POSITION-SHORT TIP RAD.	#6 & #2-PIN LINK IN #6

THUMB

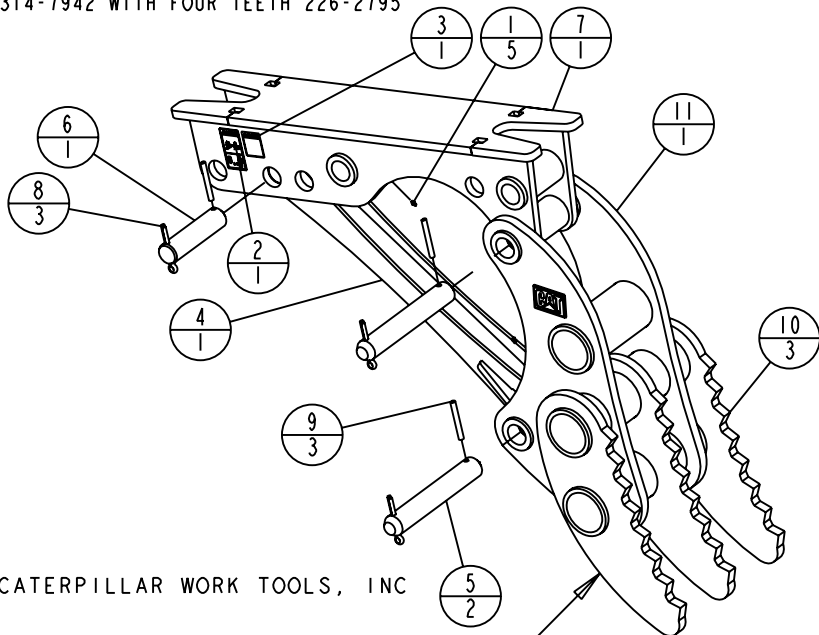
BSC & 325 STIFF LINK THUMB GROUPS

BSC_STIFF_LINK_THUMB_NF 1 of 7

NOTE	GRAPHIC REF	REF NO	PART NUMBER	QTY	PART NAME	SEE PAGE
		1	3B-8489	5	FITTING	
		2	159-8035	1	FILM-WARNING	
		3	159-8036	1	FILM-WARNING	
		4	225-6961	1	LINK AS-STIFF	
		5	225-6962	2	PIN	
		6	225-6963	1	PIN	
		7	235-4485	1	BRACKET AS	
		8	095-0872	3	COTTER	
		9	6Y-2266	3	PIN	
N*		10	SEE NOTE BELOW	3	PLATE-TOOTH	
*		11	SEE NOTE BELOW	1	FRAME AS	

NOTE:

226-1813 THUMB GP WITH FRAME AS 226-1814 WITH FOUR TEETH 226-2795
 226-2775 THUMB GP WITH FRAME AS 226-2778 WITH FOUR TEETH 226-2795
 226-2829 THUMB GP WITH FRAME AS 226-2830 WITH THREE TEETH 226-2795
 226-2835 THUMB GP WITH FRAME AS 226-2836 WITH TWO TEETH 226-2795
 226-2889 THUMB GP WITH FRAME AS 226-2890 WITH TWO TEETH 226-2892
 226-2918 THUMB GP WITH FRAME AS 226-2919 WITH TWO TEETH 226-2892
 226-5048 THUMB GP WITH FRAME AS 226-5049 WITH FOUR TEETH 226-2892
 226-5050 THUMB GP WITH FRAME AS 226-5051 WITH FOUR TEETH 226-2892
 226-5052 THUMB GP WITH FRAME AS 226-5053 WITH THREE TEETH 226-2892
 229-8403 THUMB GP WITH FRAME AS 229-8404 WITH TWO TEETH 226-2892
 229-8407 THUMB GP WITH FRAME AS 229-8405 WITH TWO TEETH 226-2892
 292-3123 THUMB GP WITH FRAME AS 295-5874 WITH TWO TEETH 226-2795
 292-3124 THUMB GP WITH FRAME AS 295-5873 WITH TWO TEETH 226-2795
 305-3135 THUMB GP WITH FRAME AS 306-5745 WITH FIVE TEETH 226-2795
 305-4559 THUMB GP WITH FRAME AS 307-0057 WITH FOUR TEETH 226-2795
 305-4560 THUMB GP WITH FRAME AS 307-0059 WITH TWO TEETH 226-2892
 305-4561 THUMB GP WITH FRAME AS 307-0401 WITH THREE TEETH 226-2795
 305-4562 THUMB GP WITH FRAME AS 307-0402 WITH TWO TEETH 226-2892
 313-9297 THUMB GP WITH FRAME AS 314-7942 WITH FOUR TEETH 226-2795



* = PART AVAILABLE FROM CATERPILLAR WORK TOOLS, INC
 N = NOTE ABOVE

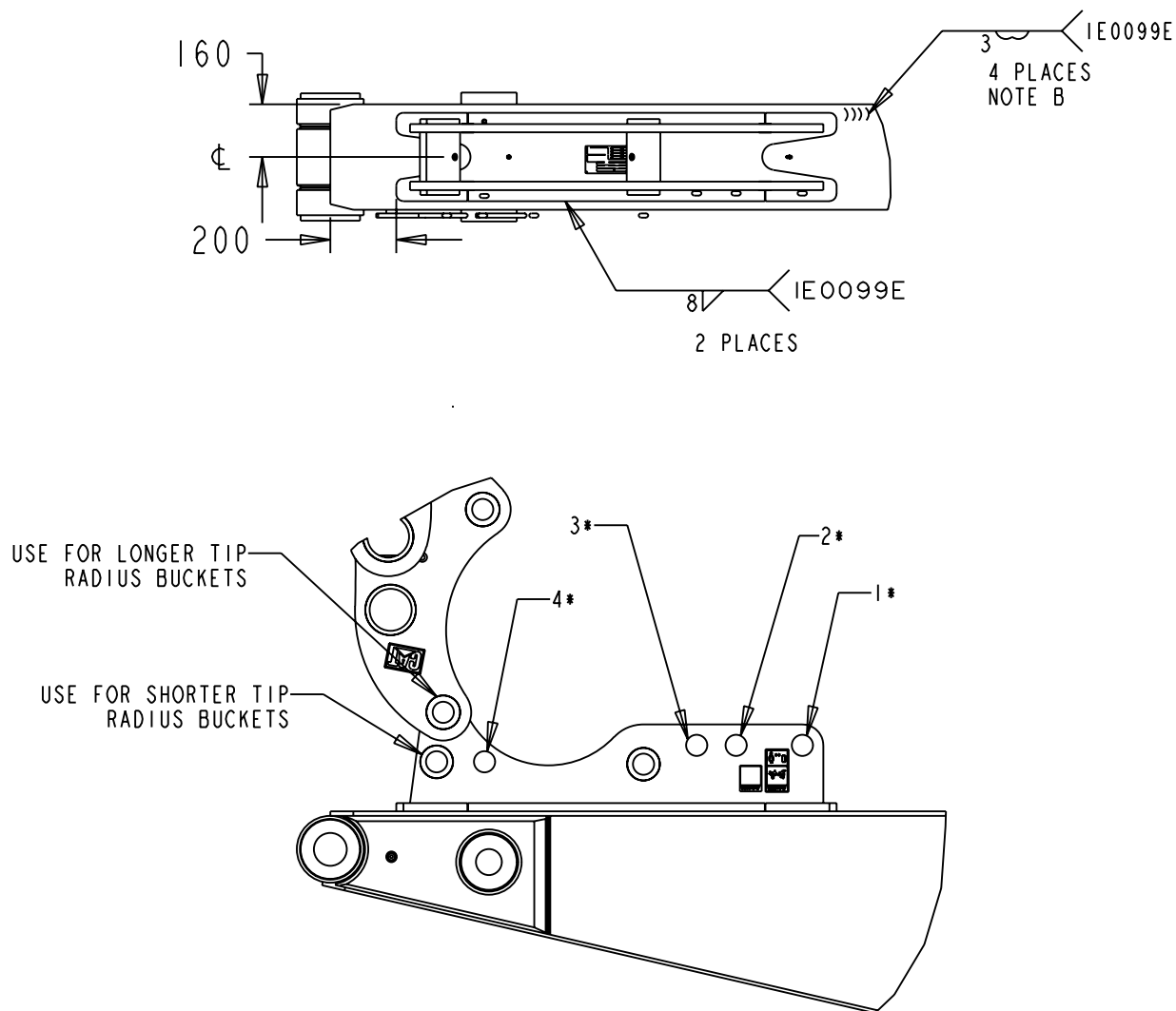
TRIMMING MAY BE REQUIRED WHEN REPLACING
 TEETH. WELD REPLACEMENT TEETH WITH AN 8 MM WELD.

THUMB

BSC & 325 STIFF LINK THUMB GROUPS

BSC_STIFF_LINK_THUMB_NF 2 of 7

INSTALLATION INSTRUCTIONS



*=HOLE POSITION-SEE CHART
ON PAGE 7.

NOTE B: RUN A CONTINUOUS EXTENSION OF A
ROOT PASS AND FILLET WELD TO A
LENGTH OF 25 TAPERING TO A 3
HEIGHT IN THAT DISTANCE.

THUMB

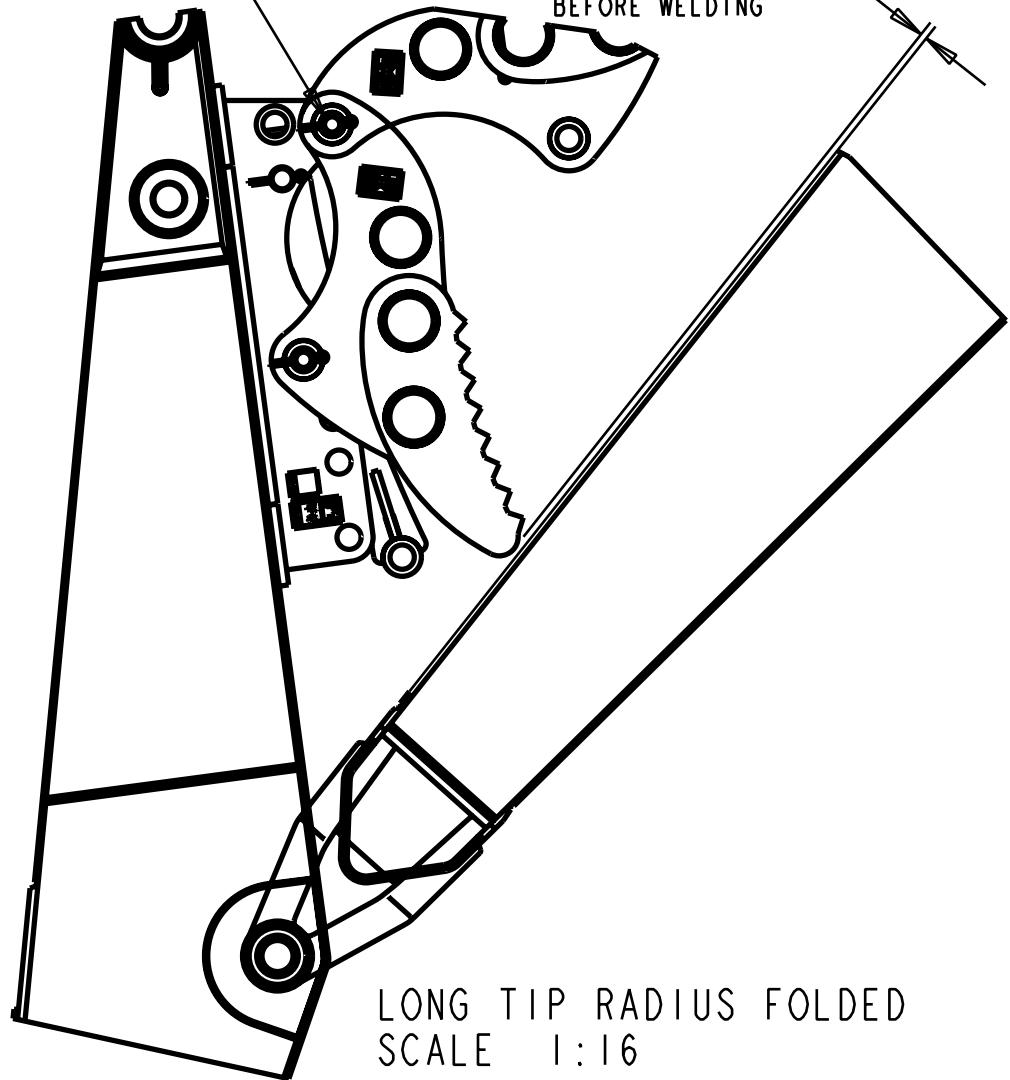
BSC & 325 STIFF LINK THUMB GROUPS

Serial No. 7JW00988 & Up

BSC_STIFF_LINK_THUMB_NF 3 of 7

USE FOR LONGER TIP
RADIUS BUCKETS

CHECK FOR MIN. CLEARANCE
OF 4mm IN THIS POSITION
BEFORE WELDING



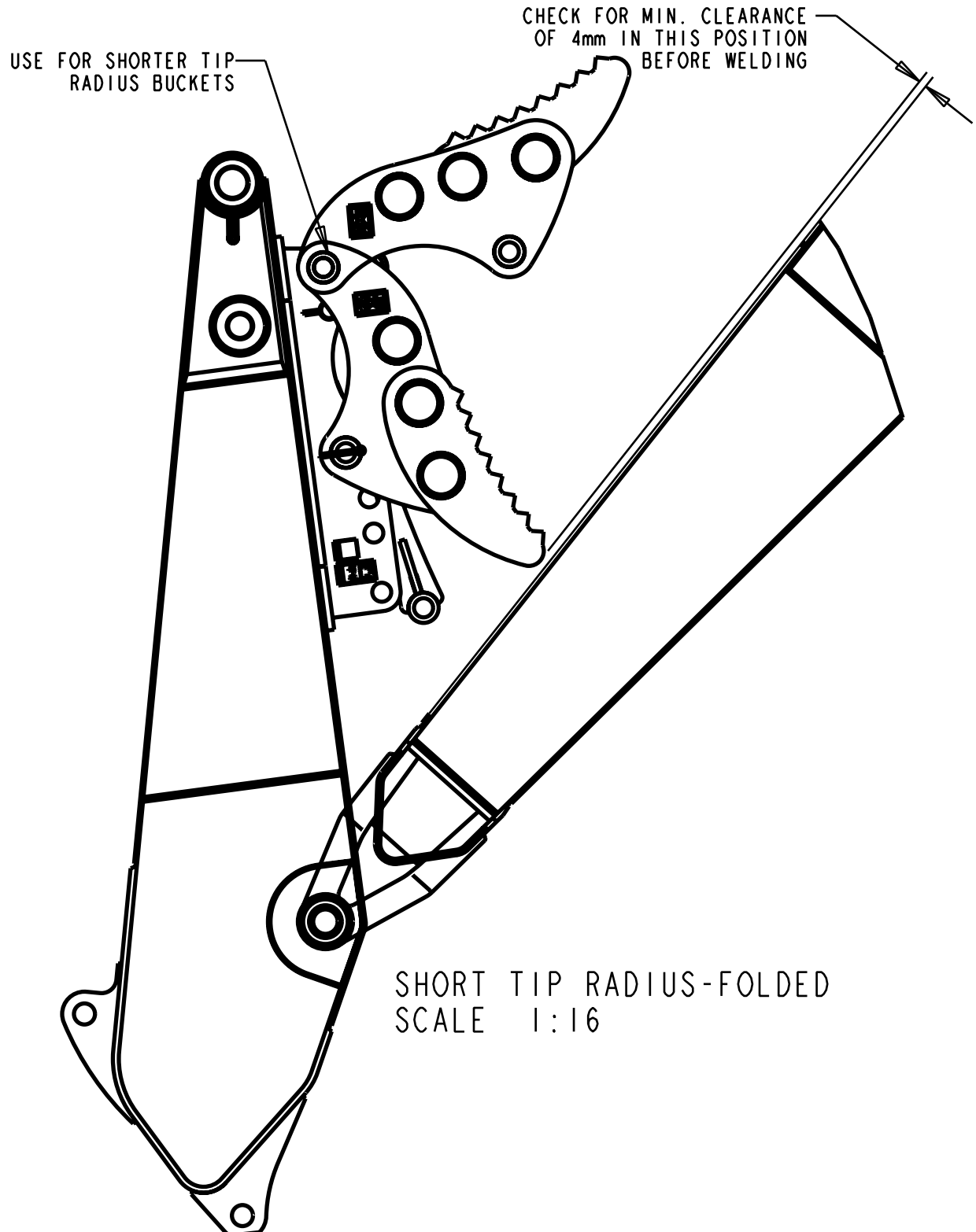
LONG TIP RADIUS FOLDED
SCALE 1:16

THUMB

BSC & 325 STIFF LINK THUMB GROUPS

Serial No. 7JW00988 & Up

BSC_STIFF_LINK_THUMB_NF 4 of 7

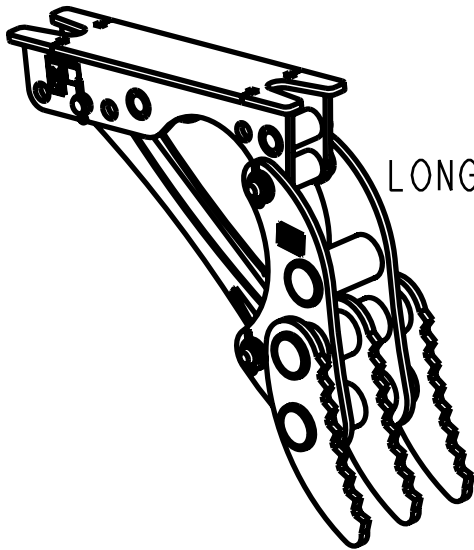


THUMB

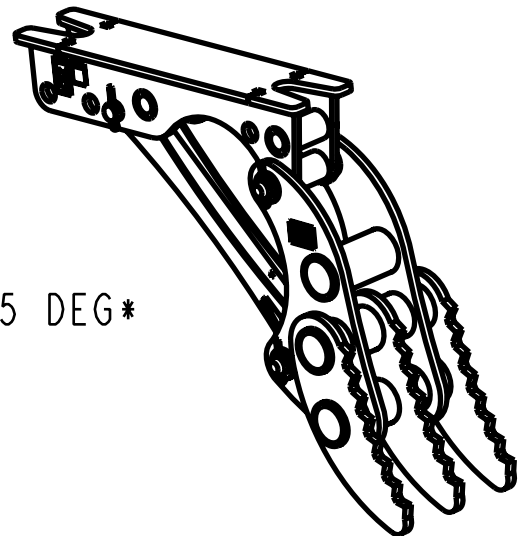
BSC & 325 STIFF LINK THUMB GROUPS

Serial No. 7JW00988 & Up

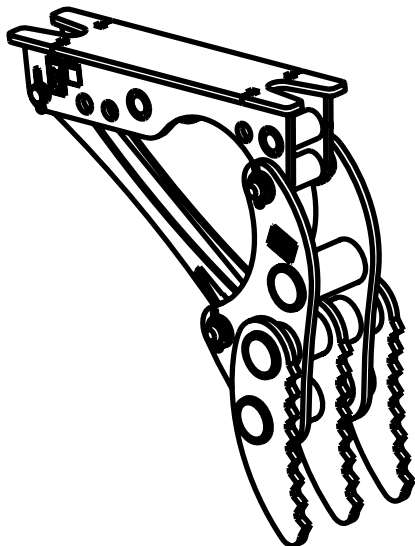
BSC_STIFF_LINK_THUMB_NF 5 of 7



LONG TIP RADIUS-90 DEG



LONG TIP RADIUS-105 DEG*



LONG TIP RADIUS-75 DEG*

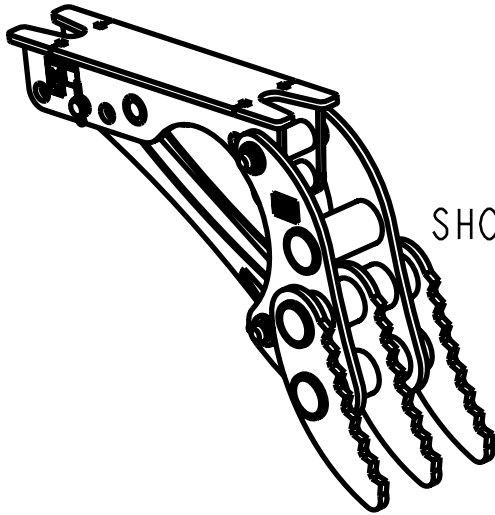
* NOTE: THUMB MAY GO INSIDE THE BUCKET PROFILE IN THESE OPERATING POSITION.

THUMB

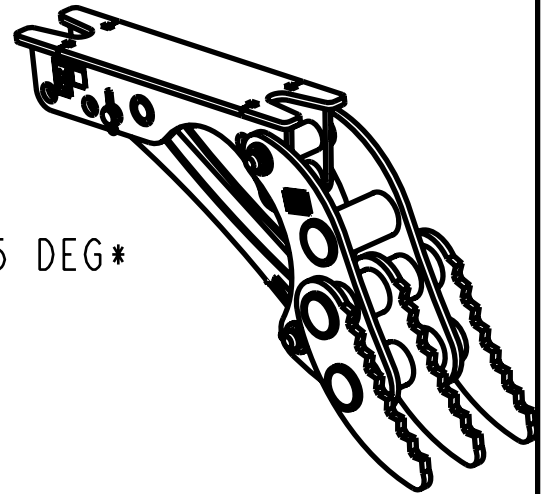
BSC & 325 STIFF LINK THUMB GROUPS

Serial No. 7JW00988 & Up

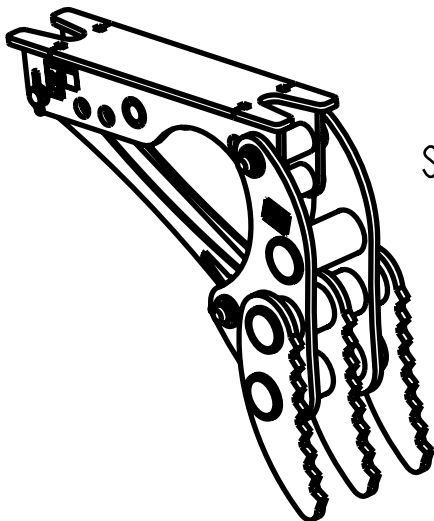
BSC_STIFF_LINK_THUMB_NF 6 of 7



SHORT TIP RADIUS-90 DEG



SHORT TIP RADIUS-105 DEG*



SHORT TIP RADIUS-75 DEG*

* NOTE: THUMB MAY GO INSIDE THE BUCKET PROFILE IN THESE OPERATING POSITION.

THUMB

BSC & 325 STIFF LINK THUMB GROUPS

Serial No. 7JW00988 & Up

BSC_STIFF_LINK_THUMB_NF 7 of 7

POSITION FOR D LINKS:	HOLES # (SEE SHT 1 FOR LOCATIONS)
LONG TIP RADIUS-75 DEG	#2 W/ LONG TIP RAD. HOLE
LONG TIP RADIUS-90 DEG	#3 W/ LONG TIP RAD. HOLE
LONG TIP RADIUS-105 DEG	#4 W/ LONG TIP RAD. HOLE
SHORT TIP RADIUS-75 DEG	#1 W/ SHORT TIP RAD. HOLE
SHORT TIP RADIUS-90 DEG	#2 W/ SHORT TIP RAD. HOLE
SHORT TIP RADIUS-105 DEG	#3 W/ SHORT TIP RAD. HOLE
FOLD POSITION-LONG TIP RAD.	#5 & #2-PIN LINK IN #5
FOLD POSITION-SHORT TIP RAD.	#6 & #2-PIN LINK IN #6

THUMB

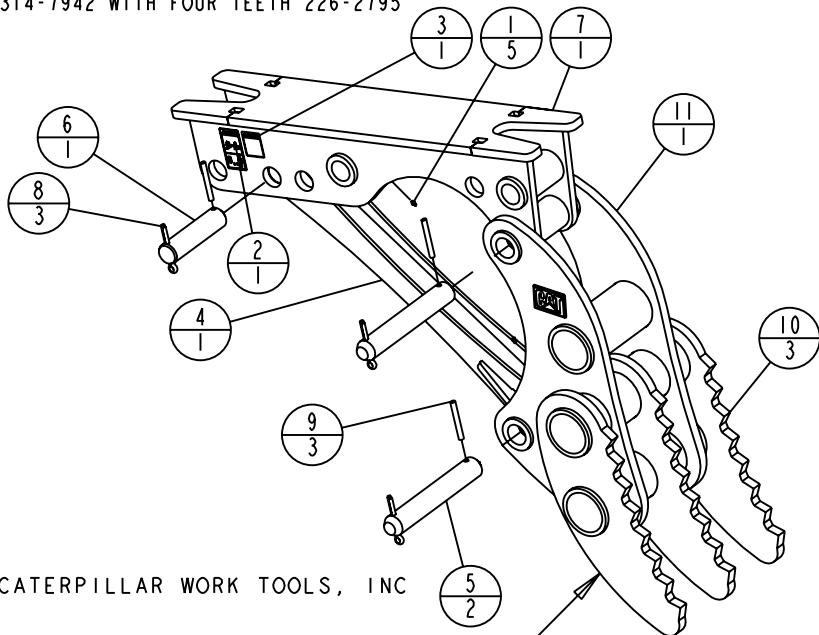
BSC & 325 STIFF LINK THUMB GROUPS

BSC_STIFF_LINK_THUMB_NF 1 of 7

NOTE	GRAPHIC REF	REF NO	PART NUMBER	QTY	PART NAME	SEE PAGE
		1	3B-8489	5	FITTING	
		2	159-8035	1	FILM-WARNING	
		3	159-8036	1	FILM-WARNING	
		4	225-6961	1	LINK AS-STIFF	
		5	225-6962	2	PIN	
		6	225-6963	1	PIN	
		7	235-4485	1	BRACKET AS	
		8	095-0872	3	COTTER	
		9	6Y-2266	3	PIN	
N*		10	SEE NOTE BELOW	3	PLATE-TOOTH	
*		11	SEE NOTE BELOW	1	FRAME AS	

NOTE:

226-1813 THUMB GP WITH FRAME AS 226-1814 WITH FOUR TEETH 226-2795
 226-2775 THUMB GP WITH FRAME AS 226-2778 WITH FOUR TEETH 226-2795
 226-2829 THUMB GP WITH FRAME AS 226-2830 WITH THREE TEETH 226-2795
 226-2835 THUMB GP WITH FRAME AS 226-2836 WITH TWO TEETH 226-2795
 226-2889 THUMB GP WITH FRAME AS 226-2890 WITH TWO TEETH 226-2892
 226-2918 THUMB GP WITH FRAME AS 226-2919 WITH TWO TEETH 226-2892
 226-5048 THUMB GP WITH FRAME AS 226-5049 WITH FOUR TEETH 226-2892
 226-5050 THUMB GP WITH FRAME AS 226-5051 WITH FOUR TEETH 226-2892
 226-5052 THUMB GP WITH FRAME AS 226-5053 WITH THREE TEETH 226-2892
 229-8403 THUMB GP WITH FRAME AS 229-8404 WITH TWO TEETH 226-2892
 229-8407 THUMB GP WITH FRAME AS 229-8405 WITH TWO TEETH 226-2892
 292-3123 THUMB GP WITH FRAME AS 295-5874 WITH TWO TEETH 226-2795
 292-3124 THUMB GP WITH FRAME AS 295-5873 WITH TWO TEETH 226-2795
 305-3135 THUMB GP WITH FRAME AS 306-5745 WITH FIVE TEETH 226-2795
 305-4559 THUMB GP WITH FRAME AS 307-0057 WITH FOUR TEETH 226-2795
 305-4560 THUMB GP WITH FRAME AS 307-0059 WITH TWO TEETH 226-2892
 305-4561 THUMB GP WITH FRAME AS 307-0401 WITH THREE TEETH 226-2795
 305-4562 THUMB GP WITH FRAME AS 307-0402 WITH TWO TEETH 226-2892
 313-9297 THUMB GP WITH FRAME AS 314-7942 WITH FOUR TEETH 226-2795



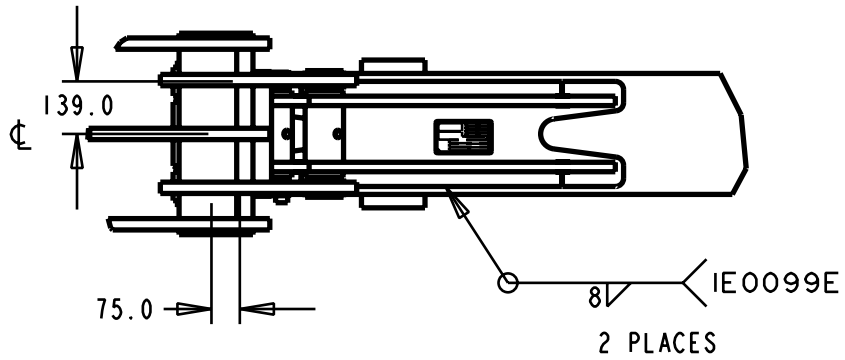
* = PART AVAILABLE FROM CATERPILLAR WORK TOOLS, INC
 N = NOTE ABOVE

TRIMMING MAY BE REQUIRED WHEN REPLACING
 TEETH. WELD REPLACEMENT TEETH WITH AN 8 MM WELD.

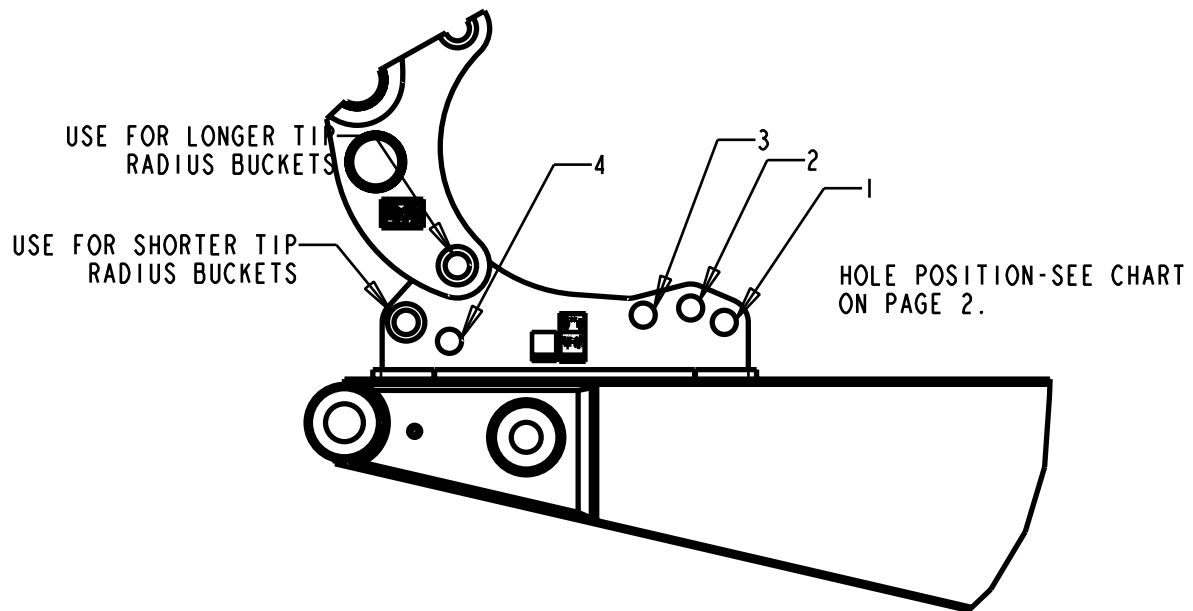
THUMB

BSC & 325 STIFF LINK THUMB GROUPS

BSC_STIFF_LINK_THUMB_NF 2 of 7



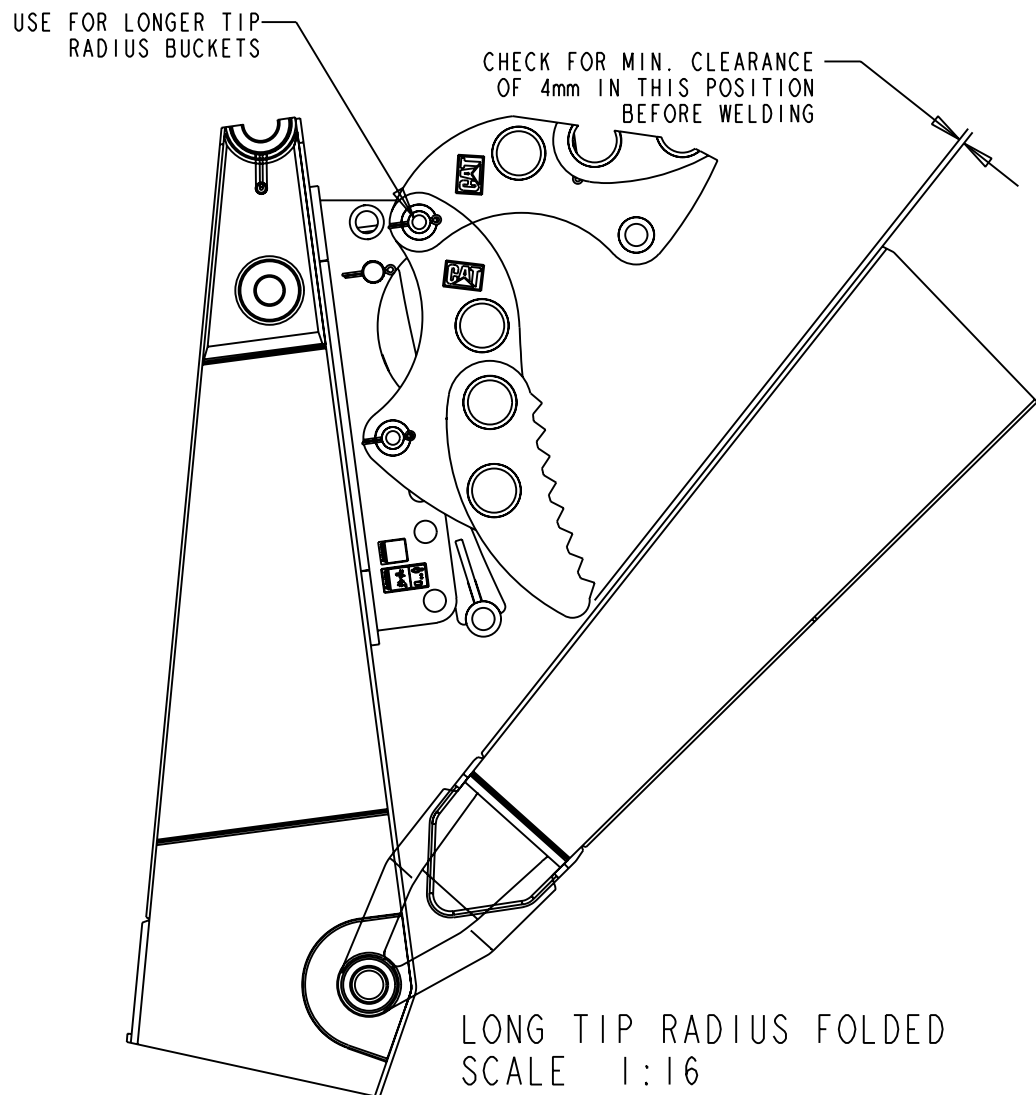
SCALE 0.050



THUMB

BSC & 325 STIFF LINK THUMB GROUPS

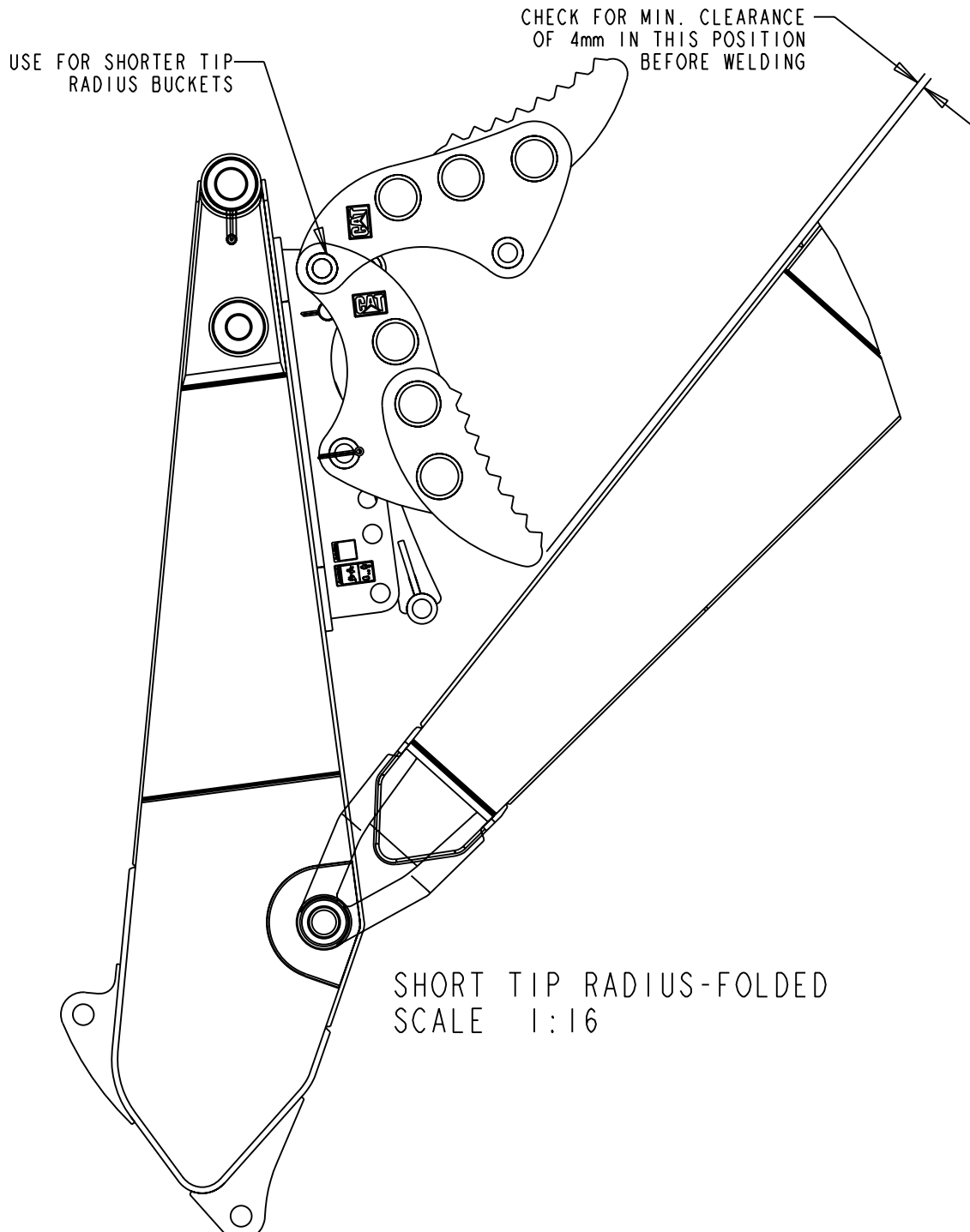
BSC_STIFF_LINK_THUMB_NF 3 of 7



THUMB

BSC & 325 STIFF LINK THUMB GROUPS

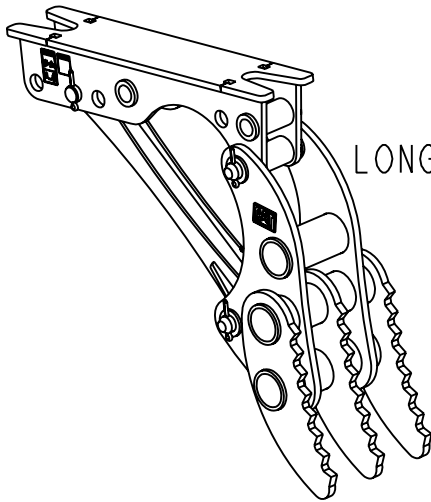
BSC_STIFF_LINK_THUMB_NF 4 of 7



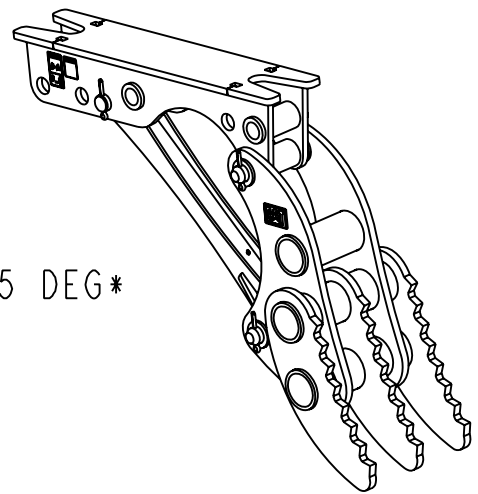
THUMB

BSC & 325 STIFF LINK THUMB GROUPS

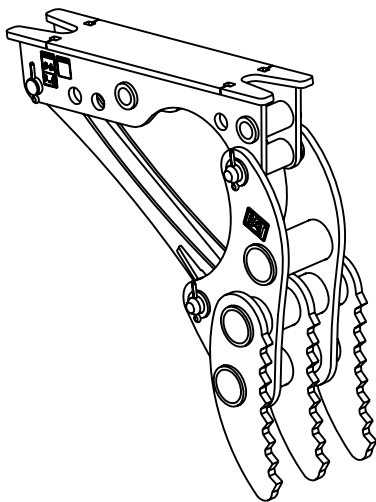
BSC_STIFF_LINK_THUMB_NF 5 of 7



LONG TIP RADIUS-90 DEG



LONG TIP RADIUS-105 DEG*



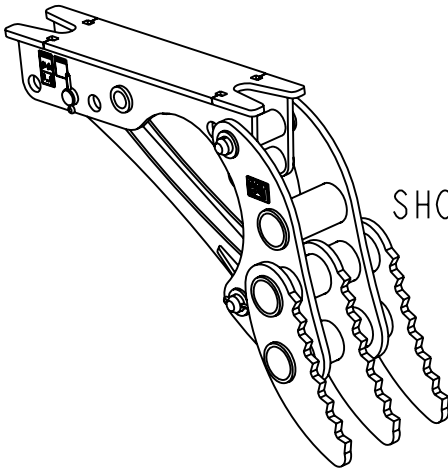
LONG TIP RADIUS-75 DEG*

* NOTE: THUMB MAY GO INSIDE THE BUCKET PROFILE IN THESE OPERATING POSITION.

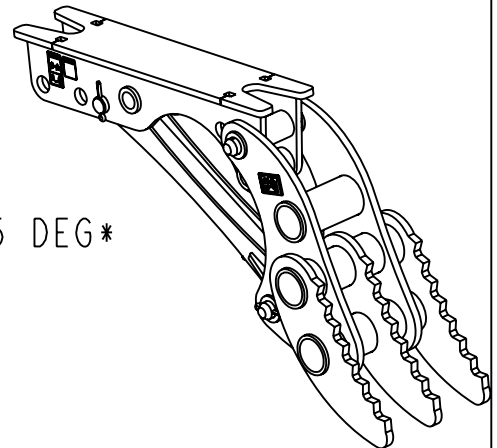
THUMB

BSC & 325 STIFF LINK THUMB GROUPS

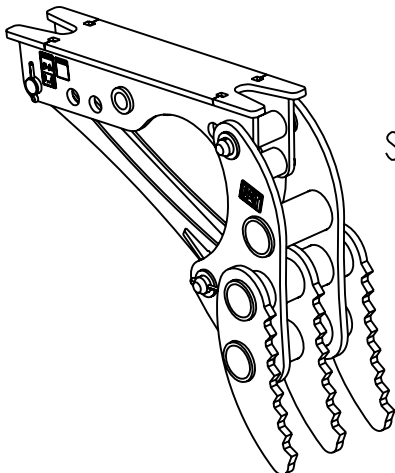
BSC_STIFF_LINK_THUMB_NF 6 of 7



SHORT TIP RADIUS-90 DEG



SHORT TIP RADIUS-105 DEG*



SHORT TIP RADIUS-75 DEG*

* NOTE: THUMB MAY GO INSIDE THE BUCKET PROFILE IN THESE OPERATING POSITION.

THUMB

BSC & 325 STIFF LINK THUMB GROUPS

BSC_STIFF_LINK_THUMB_NF 7 of 7

POSITION FOR D LINKS:	HOLES # (SEE SHT 1 FOR LOCATIONS)
LONG TIP RADIUS-75 DEG	#2 W/ LONG TIP RAD. HOLE
LONG TIP RADIUS-90 DEG	#3 W/ LONG TIP RAD. HOLE
LONG TIP RADIUS-105 DEG	#4 W/ LONG TIP RAD. HOLE
SHORT TIP RADIUS-75 DEG	#1 W/ SHORT TIP RAD. HOLE
SHORT TIP RADIUS-90 DEG	#2 W/ SHORT TIP RAD. HOLE
SHORT TIP RADIUS-105 DEG	#3 W/ SHORT TIP RAD. HOLE
FOLD POSITION-LONG TIP RAD.	#5 & #2-PIN LINK IN #5
FOLD POSITION-SHORT TIP RAD.	#6 & #2-PIN LINK IN #6

